



TOYOTA

ALWAYS A
BETTER WAY



TOYOTA
C-HR



FLOW THROUGH URBAN LIFE



Bring your brochure to life. With the Toyota Explore app, there is so much more exclusive content to discover.



SIMPLY DOWNLOAD THE FREE TOYOTA EXPLORE APP TO YOUR SMARTPHONE OR TABLET FROM THE APP STORE OR GOOGLE PLAY.



OPEN THE APP. POINT YOUR DEVICE AT THE PAGE WHEREVER YOU SEE THE ABOVE ICON.



EXPLORE THE TOYOTA C-HR IN MORE DETAIL.



Model shown is C-ULT.



URBAN STYLE

Contoured and contemporary, measured and meticulous, with diamond-faceted influences throughout, Toyota C-HR is truly a cut above.



SCAN THIS PAGE.
Take a deeper look at
Toyota C-HR design.

TOYOTA
C-HR

Model shown is C-LUB.



A BOOST FOR YOUR SENSES

Sleek, sultry, tasteful – every inch of the Toyota C-HR is alive and deliberate. It seems to move, even at a standstill.

Dramatic LED headlamps feature eye-catching 'sequential' LED turn indicators.



Model shown is C-HiC.



CRAFTED AROUND YOU

Leather seats, premium finish – every part of the Toyota C-HR's interior is totally unique and every part flows beautifully into the next.

BARBER
SHAVES & TRIMS



Take control with elegance in Toyota C-HR's diamond-influenced interior.

Model shown is C-ULT.

The image shows the driver's perspective from inside a Toyota C-HR. The steering wheel is black with the Toyota logo in the center and 'TOYOTA C-HR' branding. Behind the wheel are two analog gauges with blue backlighting. The center console features a large touchscreen displaying a navigation map with a route to 'Eschenheimer Tor' (1.7 km) and a time of 10:25. Below the screen are air vents and a digital display showing '21.5' and '21.0'. The gear shift is visible in the lower right. The car's interior is dark with blue ambient lighting accents. A white diagonal banner in the top right corner contains the text 'LIVE AND CONNECTED'.

LIVE AND CONNECTED

The cabin silhouettes extend seamlessly into the cockpit putting you in control. There's just one focus inside the Toyota C-HR: you.

Model shown is C-ULT.

With music streaming and real-time connected services, Toyota Touch® 2 turns play-lists into possibilities.

The display's as clear as the music with Toyota C-HR's intuitive 8-inch touch screen.



Deep, melodic, energetic, pure –
Toyota C-HR's tailor-made JBL
audio system delivers music as
the artist intended.

576 WATTS OF PASSION



Model shown is C-ULT.



SCAN THIS PAGE.
Discover the JBL
sound system.

*An 8-channel, 576-watt stereo amp, 9 speakers and patented acoustic JBL wave guides
can only mean one thing: pure listening pleasure.*



URBAN FLOW

The agility of a dynamic hatchback
with the confidence of a high-riding
SUV – feel the poise and precision
of Toyota C-HR.



SCAN THIS PAGE.
See the Toyota C-HR
in action.



Model shown is C-HIC.



Model shown is C-ULT.



FLOW MOTION

Flow intelligently through life with the smooth, efficient hybrid drive. With its fluid and controlled responses, you'll feel at one with the city.



Model shown is C-HIC.

YOUR ROADS, YOUR LIFE

It doesn't matter how you power your flow – advanced 1.8 litre Hybrid or 1.2 litre Turbo petrol, 6-speed manual or Multidrive S – it's how you channel it.

HYBRID

1.8 litre Hybrid e-CVT

Power
122 DIN hp
Fuel consumption*
3.8l/100 km
CO₂ emissions*
86 g/km
Acceleration
0–100 km/h
11.0 seconds
Available on
**C-ENTER, C-LUB,
C-ULT, C-HIC**

PETROL

1.2 litre Turbo 6 M/T

Power
116 DIN hp
Fuel consumption*
5.9l/100 km
CO₂ emissions*
135 g/km
Acceleration
0–100 km/h
10.9 seconds
Available on
**C-ITY, C-ENTER, C-LUB,
C-ULT, C-HIC**

PETROL

1.2 litre Turbo M/D S

Power
116 DIN hp
Fuel consumption*
6.3l/100 km
CO₂ emissions*
143 g/km
Acceleration
0–100 km/h
11.4 seconds
Available on
**C-ENTER, C-LUB,
C-ULT, C-HIC**

M/T = Manual transmission
M/D S = Multidrive S
e-CVT = electronically controlled
Continuously Variable
Transmission
* Combined cycle.

EXPECTING THE UNEXPECTED

Uncompromising protection, come rain or shine, with Toyota Safety Sense technologies.



Pre-Collision System* with Pedestrian Detection

When the risk of collision is detected, audio and visual warnings and brake assistance are activated.

If the driver fails to respond in time, the brakes automatically engage to either prevent or mitigate a collision.



Lane Departure Alert

Detects lane markings in the road ahead and alerts the driver with audible and visual warnings – and steering support if necessary – should the vehicle start to deviate from its lane without the turn indicator being applied.



Automatic High Beam

Detects the lights of oncoming vehicles and traffic ahead while monitoring the brightness of streetlights, to allow automatic switching between high and low beam for safer night-time driving.



Road Sign Assist

Monitors road signs ahead and displays key information, such as the current speed limit, in clear view. The system also provides a visual and audible warning if you are not following the road sign indication.



Adaptive Cruise Control

Automatically adjusts speed and maintains a safe distance from the car in front, reducing the burden on the driver during long motorway journeys.



SCAN THIS PAGE.
Find out more about
Toyota Safety Sense.



Model shown is C-LUB.

THE C-COLLECTION

**C-ITY, C-ENTER, C-LUB, C-ULT and C-HIC:
find your match that fits your life.**



C-ENTER



MAIN FEATURES

- Not available in bi-tone body colours
- 17" alloy wheels (5-spoke)
- Rain sensor
- Road Sign Assist
- Front fog lamps (bulb type)
- Black fabric
- 3-spoke leather steering wheel
- Dual-zone automatic air conditioning
- Coloured TFT multi-information display
- 4.2" screen for multi-information display
- 8" multimedia display
- Toyota Touch® 2 multimedia system
- 6 speakers





C-ENTER is the complete package for active lives.



C-LUB

**MAIN FEATURES
(ADDITIONAL TO C-ENTER)**

- Available in all body colours
- 18" black machined-face alloy wheels (10-double-spoke)
- Chrome door belt moulding
- Privacy glass on rear windows
- Silver deco line on upper dashboard
- Light blue ambient lighting on front cupholders

- Light blue ambient lighting on front doors
- Heated driver's & front passenger seats
- Toyota Touch 2® with Go navigation system
- JBL premium sound system (optional on Hybrid)

- Conventional only:**
- LED front light guide
 - LED headlamps
 - Front fog lamps (LED type)
 - Wi-Fi connectivity
 - Voice recognition



C-LUB, complementing your style.



C-ULT

**MAIN FEATURES
(ADDITIONAL TO C-ENTER)**

- Available in bi-tone body colours except Tokyo Red with black roof (2NF)
- 18" black machined-face alloy wheels (5-double-spoke)
- Black and blue fabric
- Black leather
- Dark violet upper dashboard
- Anodised blue deco line on upper dashboard

- Light blue ambient lighting on front cup holders
- Light blue ambient lighting on front doors
- Heated driver and front passenger seats
- Toyota Touch® 2 with Go navigation
- JBL premium sound system (optional on Hybrid)

Conventional only:

- LED front light guide
- LED headlamps
- Front fog lamps (LED type)
- Wi-Fi connectivity
- Voice recognition



C-ULT combines striking looks and cutting-edge technology.



C-HIC

**MAIN FEATURES
(ADDITIONAL TO C-ENTER)**

- Available in Night Sky Black (209), Ultra Silver (1F7), Ash Grey (1G3), Metal Stream (1K0), Earth Bronze (4U3) and Pearl White (070) body colours
- 18" black machined-face alloy wheels (10-double-spoke)
- Chrome door belt moulding
- Privacy glass on rear windows
- Dark brown partial leather
- Black leather (optional)
- Dark brown upper dashboard
- Silver deco line on upper dashboard
- Light blue ambient lighting on front cup holders
- Light blue ambient lighting on front doors
- Heated driver's & front passenger seats
- Toyota Touch® 2 with Go navigation system
- 9 speakers (optional on Hybrid)
- JBL premium sound system (optional on Hybrid)

Conventional only:

- LED front light guide
- LED headlamps
- Front fog lamps (LED type)
- Wi-Fi connectivity
- Voice recognition



Completing the range, C-HR offers luxury as standard.



1.

Front guard with integrated under-run

Rougher, tougher, sturdier – the front guard with integrated under-run adds some SUV attitude to your Toyota C-HR.

Side steps

It's not all wheels and bumpers – the addition of side steps can give your Toyota C-HR some serious cool points and provide easy access to your roof mounted accessories.

2.

Silver rear under-run

Enhance your urban credibility with this ruggedly stylish rear under-run.

3.

18" matt black alloy wheels*

Does anything on Toyota C-HR say "covert style" quite as stylishly as its 18" matt black alloys? Just watch the heads turn.

* Optional on SUV pack.



SUV ATTITUDE

- 1.
- 2.
- 3.

ADDING THE COOL

1.
Black/purple dual-tone leather upgrade
Striking and sumptuous – the black leather upgrade, finished with purple accents and distinctive blue stitching, perfectly complements the C-ULT grade's stylish cabin.

1.

2.

2.
Black/grey dual-tone leather upgrade
A combination of smooth black, flowing grey leather accents and luxurious grey stitching take the C-ENTRE grade's interior to the next level in style.



TRUE COLOURS
on C-ITY, C-ENTER,
C-LUB and C-HIC



040 Pure White



070 Pearl White*



1K0 Metal Stream[§]



4U5 Earth Bronze[§]

1F7 Ultra Silver[§]



1G3 Ash Grey[§]



209 Night Sky Black[§]



3T3 Tokyo Red^{*}



6W9 Emerald Green^{*}



8X2 Hydro Blue[§]



Images used are for illustrative purposes only. For grade availability please refer to pages 24–31.

* Pearlescent paint.

§ Metallic paint.



MIX IT
on C-LUB and C-ULT

2NH Hydro Blues with black roof



2NA Pearl White* with black roof



2NB Ash Grey[§] with black roof



2NF Tokyo Red^{*°} with black roof



2NK Metal Stream[§] with black roof

* Pearlescent paint.
§ Metallic paint.
° Only available on C-LUB.



**AROUND
TOWN**



*17" silver steel wheels (10-spoke)
Standard on C-1TY*



*17" alloy wheels (5-spoke)
Standard on C-ENTER*



18" black machined-face alloy wheels (5-double-spoke)
Standard on C-ULT



17" black machined-face alloy wheels
Optional on all grades



18" black machined-face alloy wheels (10-double-spoke)
Standard on C-LUB, C-HIC



17" matt black alloy wheels
Optional on all grades

FINISHING TOUCHES



Black fabric
Standard on C-ITY,
C-ENTER, C-LUB



Black and blue fabric
Standard on C-ULT



**Dark brown leather with
quilted black fabric**
Standard on C-HIC



Black leather
Optional on
C-ULT, C-HIC



Black leather with purple accent
Optional on all grades



Black leather with beige accent
Optional on all grades



Black leather with grey accent
Optional on all grades

SPECIFICATIONS

1.8 l Petrol Hybrid Hybrid e-CVT

1.2 l Turbo Petrol 6 M/T

1.2 l Turbo Petrol M/D S

ENVIRONMENTAL PERFORMANCE

Fuel consumption (applicable legislation)			
Combined driving (litres/100 km)	3.8/3.9*	5.9/6.0*	6.3
Urban driving (litres/100 km)	3.4/3.5*	7.4	7.6
Extra urban driving (litres/100 km)	4.1	5.1	5.6/5.7
Recommended fuel grade	95 or more (octane)	95 or more (octane)	95 or more (octane)
Fuel tank capacity (litres)	43	50	50
Carbon dioxide, CO₂ (applicable legislation)			
Combined driving (g/km)	86/87*	135/136*	143/144*
Urban driving (g/km)	78	167/168*	171/172*
Extra urban driving (g/km)	92/93	117/118*	127/128*
Exhaust emissions (regulation EC/715/2007 as amended by EC 2016/646W)			
Euro class	EURO 6 W	EURO 6 W	EURO 6 W
Carbon monoxide, CO (mg/km)	128	104.3	152.4
Hydrocarbons, THC (mg/km)	20.2	17.5	24.6
Hydrocarbons, NMHC (mg/km)	17.4	12.9	17.6
Nitrogen oxides, NO _x (mg/km)	9.6	22.5	16.9
Smoke particulates (mg/km)	—	1.16	1.2
Sound level drive by (dB(A))	66.7	67.5	65.4

The fuel consumption, CO₂ and noise values are measured in a controlled environment on a basic production vehicle, in accordance with the requirements of European law published by the European Commission. For further information, or if you are interested in buying a basic production vehicle, please contact Toyota Motor Europe NV/SA. The fuel consumption and CO₂ values of your vehicle may vary from those measured. Driving behaviour as well as other factors (such as road conditions, traffic, vehicle condition, installed equipment, load, number of passengers, ...) play a role in determining a car's fuel consumption and CO₂ emissions.

1.8 l Petrol Hybrid Hybrid e-CVT

1.2 l Turbo Petrol 6 M/T

1.2 l Turbo Petrol M/D S

ENGINE

Engine code	2ZR-FXE	8NR-FTS	8NR-FTS
Number of cylinders	4, in line	4, in line	4, in line
Valve mechanism	16-valve DOHC with VVT-i	16-valve DOHC with VVT-i	16-valve DOHC with VVT-i
Fuel system	EFI	D-4	D-4
Displacement (cc)	1798	1197	1197

ENGINE	1.8 l Petrol Hybrid e-CVT	1.2 l Turbo Petrol 6 M/T	1.2 l Turbo Petrol M/D S
Bore x stroke (mm x mm)	80.5 x 88.3	71.5 x 74.5	71.5 x 74.5
Compression ratio	13.04:1	10.01:1	10.01:1
Maximum power output (DIN hp)	98	116	116
Maximum power output (kW/rpm)	72/5200	85/5600	85/5600
Maximum torque (Nm/rpm)	142/3600	185/1500–4000	185/1500–4000
Total hybrid system combined output (DIN hp)	122		
Total hybrid system combined output (kW)	90		

Electric front motor

Type	Permanent magnet synchronous motor
Maximum output (kW)	53
Maximum torque (Nm)	163
Maximum voltage (V)	600

Hybrid vehicle battery

Type	Nickel-metal hydride
Nominal voltage (V)	201.6
Number of battery modules	28
Battery capacity (3 hr) amp. hr.	6.5

PERFORMANCE

	1.8 l Petrol Hybrid e-CVT	1.2 l Turbo Petrol 6 M/T	1.2 l Turbo Petrol M/D S
Maximum speed (km/h)	170	190	180
0–100 km/h (secs)	11.0	10.9	11.4

SUSPENSION

	1.8 l Petrol Hybrid e-CVT	1.2 l Turbo Petrol 6 M/T	1.2 l Turbo Petrol M/D S
Front	MacPherson strut	MacPherson strut	MacPherson strut
Rear	Double wishbone	Double wishbone	Double wishbone

BRAKES

	1.8 l Petrol Hybrid e-CVT	1.2 l Turbo Petrol 6 M/T	1.2 l Turbo Petrol M/D S
Front	Ventilated disc	Ventilated disc	Ventilated disc
Rear	Disc	Disc	Disc

LOAD CAPACITY

	1.8 l Petrol Hybrid e-CVT	1.2 l Turbo Petrol 6 M/T	1.2 l Turbo Petrol M/D S
Luggage capacity (up to tonneau cover) (litres)	377	377	372 [§] /377

* C-HIC, C-ULT.

§ C-HIC.

e-CVT = electronically controlled Continuously Variable Transmission

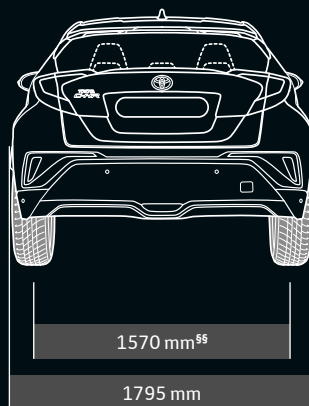

M/T = Manual transmission

M/D S = Multidrive S

SPECIFICATIONS

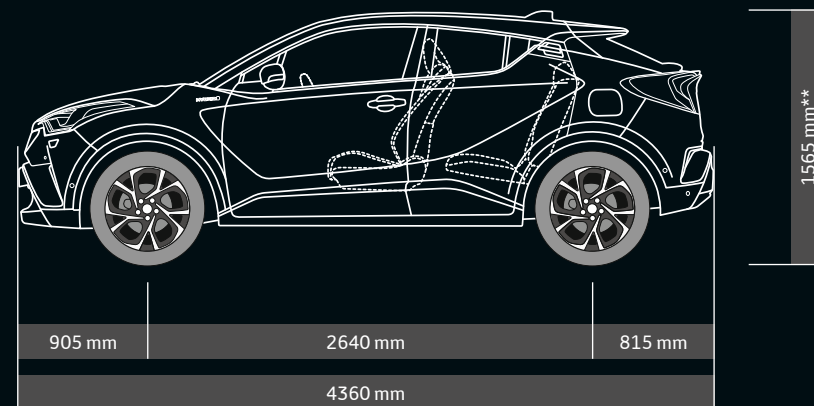
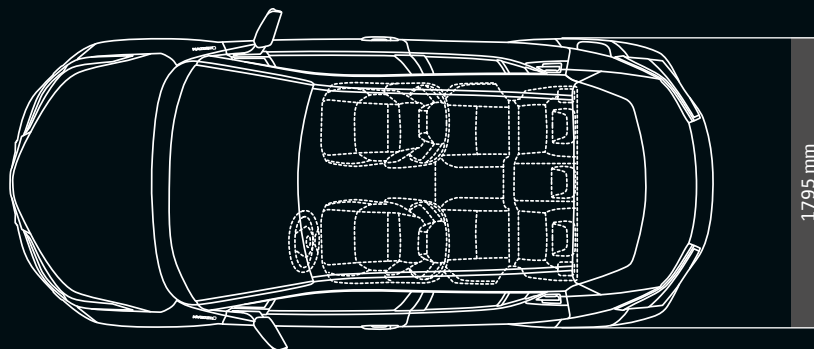
DIMENSIONS & WEIGHTS

	1.81 Petrol Hybrid Hybrid e-CVT	1.21 Turbo Petrol 6 M/T	1.21 Turbo Petrol M/D S
Exterior length (mm)	4360	4360	4360
Exterior width (mm)	1795	1795	1795
Exterior height (mm)	1555	1565	1565
Front tread (mm)	1540*/1550	1540*/1550	1540*/1550
Rear tread (mm)	1560*/1570	1560*/1570	1560*/1570
Front overhang (mm)	905	905	905
Rear overhang (mm)	815	815	815
Wheelbase (mm)	2640	2640	2640
Turning circle – tyre (m)	5.2	5.2	5.2
VDA luggage capacity, up to tonneau cover, rear seat up (litres)	377	377	372 [§] /377
Gross vehicle weight (kg)	1860	1845	1930
Kerb weight (kg)	1380–1460	1320–1425	1460–1510
Towing capacity with brakes (kg)	725	1300	1100
Towing capacity without brakes (kg)	725	720	720



WHEELS

	Hybrid				Conventional				
	C-ENTER	C-LUB	C-ULT	C-HIC	C-TY	C-ENTER	C-LUB	C-ULT	C-HIC
17" silver steel wheels (10-spoke)	–	–	–	–	●	–	–	–	–
17" alloy wheels (5-spoke)	●	–	–	–	–	●	–	–	–
18" black machined-face alloy wheels (5-double-spoke)	–	–	●	–	–	–	–	●	–
18" black machined-face alloy wheels (10-double-spoke)	–	●	–	●	–	–	●	–	●



* C-LUB, C-ULT, C-HIC.

◊ C-HIC.

◊ 1540 mm on C-LUB, C-ULT, C-HIC.

** 1555 mm on Hybrid grades.

§§ 1560 mm on C-LUB, C-ULT, C-HIC.

EQUIPMENT

Hybrid
 C-ENTER
 C-LUB
 C-JLT
 C-HIC
 C-ITY
 Conventional
 C-ENTER
 C-LUB
 C-JLT
 C-HIC

EXTERIOR STYLING

LED front light guide	–	○	○	○	–	–	●	●	●
Chrome door belt moulding	–	●	●	●	–	–	●	●	●
Privacy glass on rear windows	○	●	●	●	–	–	●	●	●
Black roof	–	○	●	–	–	–	○	●	–

EXTERIOR COMFORT

Follow-me-home headlights	●	●	●	●	●	●	●	●	●
Dusk sensor	●	●	●	●	●	●	●	●	●
Rain sensor	●	●	●	●	–	●	●	●	●

INTERIOR STYLING

Dark brown upper dashboard	–	–	–	●	–	–	–	–	●
Dark violet upper dashboard	–	–	●	–	–	–	–	●	–
Gunmetal grey deco line on upper dashboard	●	–	–	–	●	●	–	–	–
Silver deco line on upper dashboard	–	●	–	–	–	●	–	–	●
Anodised blue deco line on upper dashboard	–	–	●	–	–	–	–	●	–
3-spoke leather steering wheel	●	●	●	●	–	●	●	●	●
Leather gear shift knob	●	●	●	●	●	●	●	●	●
Light blue ambient lighting on front cup holders	–	●	●	●	–	–	●	●	●
Dark brown armrest on front console box	–	–	–	●	–	–	–	–	●
Dark violet armrest on front console box	–	–	●	–	–	–	–	●	–
Satin chrome interior door handles	●	●	●	●	●	●	●	●	●
Dark brown front door insert	–	–	–	●	–	–	–	–	●
Dark violet front door insert	–	–	●	–	–	–	–	●	–
Light blue ambient lighting on front doors	–	●	●	●	–	–	●	●	●

INTERIOR COMFORT

Rear-view camera display	●	●	●	●	–	●	●	●	●
Manual air conditioning	–	–	–	–	●	–	–	–	–
Dual-zone automatic air conditioning	●	●	●	●	–	●	●	●	●
Humidifying Nanoe™ air purifier	–	–	–	●	–	–	–	–	●

Hybrid
 C-ENTER
 C-LUB
 C-JLT
 C-HIC
 C-ITY
 Conventional
 C-ENTER
 C-LUB
 C-JLT
 C-HIC

INTERIOR COMFORT

Heated driver's & front passenger seats	–	●	●	●	–	–	●	●	●
Coloured TFT multi-information display	●	●	●	●	–	●	●	●	●
3.7" screen for multi-information display	–	–	–	–	●	–	–	–	–
4.2" screen for multi-information display	●	●	●	●	–	●	●	●	●

MULTIMEDIA

8" multimedia display	●	●	●	●	–	●	●	●	●
Radio and CD player with WMA and MP3	–	–	–	–	●	–	–	–	–
Toyota Touch® 2 multimedia system	●	●	●	●	–	●	●	●	●
4 speakers	–	–	–	–	●	–	–	–	–
6 speakers	●	●	●	●	–	●	●	●	●
9 speakers	○	○	○	○	–	–	●	●	●
JBL premium sound system	○	○	○	○	–	–	●	●	●
USB connector	●	●	●	●	●	●	●	●	●
Bluetooth® hands-free system	●	●	●	●	●	●	●	●	●
Wi-Fi connectivity	–	–	–	–	–	–	●	●	●
Voice recognition	–	–	–	–	–	–	●	●	●

SAFETY

Pre-Collision System with Pedestrian Detection	●	●	●	●	●	●	●	●	●
Lane Departure Alert with Steering Control	●	●	●	●	●	●	●	●	●
Road Sign Assist	●	●	●	●	–	●	●	●	●
Automatic High Beam	●	●	●	●	●	●	●	●	●
Adaptive Cruise Control	●	●	●	●	●	●	●	●	●
Daytime running lights (LED type)	●	●	●	●	●	●	●	●	●
LED headlamps	–	○	○	○	–	–	●	●	●
Front fog lamps (bulb type)	●	●	●	●	–	●	●	●	●
Front fog lamps (LED type)	–	○	○	○	–	–	●	●	●
Rear-view camera	●	●	●	●	–	●	●	●	●
Simple Intelligent Parking Assist (Simple IPA)	–	○	○	●	–	–	●	●	●

● = Standard ○ = Optional – = Not available

TOYOTA ENVIRONMENTAL CHALLENGE 2050

TOYOTA ENVIRONMENTAL CHALLENGE 2050

Toyota has set out 6 environmental challenges to be completed by 2050. The objective being to achieve sustainable development together with society.



Challenge 1

New Vehicle – Zero CO₂ Emissions Challenge.



Challenge 2

Life Cycle – Zero CO₂ Emissions Challenge.



Challenge 3

Plant – Zero CO₂ Emissions Challenge.



Challenge 4

Challenge of Minimising and Optimising Water Usage.



Challenge 5

Challenge of Establishing a Recycling-based Society and Systems.



Challenge 6

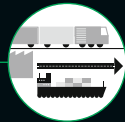
Challenge of Establishing a Future Society in Harmony with Nature.

TOYOTA'S LIFECYCLE APPROACH TO ENVIRONMENTAL ISSUES



Design & Manufacture

Each design detail on our vehicles is analysed to ensure the lowest possible environmental impact throughout its life cycle.*



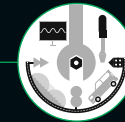
Logistics

Toyota is always looking to employ the most efficient and environmentally friendly logistical and delivery methods.



Vehicle Retail

Improvements in the environmental efficiency of Toyota's network of showrooms is an on-going commitment.




Driving & Servicing

Driving your Toyota more efficiently and by using genuine parts can help to save money and reduce further impact on the environment.



Reduce, Reuse, Recycle

95% of every Toyota C-HR is reusable and recoverable. In addition, our environmental policy means that we offer you new and innovative ways of returning your vehicle when it eventually reaches "the end of the road".



* The Life Cycle Analysis for the new Toyota C-HR (engine type 8NR-FTS) compared to an equivalent model, shows a reduction in emissions of the following pollutants: 2.5% in CO₂ (Carbon Dioxide), 34.3% in NO_x (Nitrogen Oxide), 3.4% in SO_x (Sulphur Oxide).

Toyota's LCA methodology, which is applied to our passenger vehicles was reviewed and approved by TÜV Rheinland and has been certified to comply with ISO14040/14044 standards.



The Toyota C-HR is built to the highest quality standards at TMMT in Sakarya, Turkey.



COMPLETE PEACE OF MIND WITH TOYOTA



Hybrid Service Programme

Hybrid Battery Extra Care cover[§] on an annual/15,000 km basis (whichever comes sooner) up to the 10th year from vehicle registration date.



Quality Service

Your Toyota will need a Health & Safety check at least once every 2 years/30,000 km (whichever comes sooner). An intermediate check is necessary every year or 15,000 km.



Low Maintenance Costs

All Toyota vehicles are designed and engineered to minimise your maintenance costs.



Genuine Parts

Providing the reassurance of Toyota quality, only genuine and approved components are used on your vehicle.



Genuine Accessories

Toyota accessories are designed and manufactured with the same care, quality and attention to detail as Toyota vehicles. All accessories are covered by a 3-year warranty when purchased together with the vehicle[°].



Comprehensive Warranty

Every new Toyota comes with a 3-year/100,000 km vehicle warranty[°], which covers any defect caused by a manufacturing fault^{**}.



Toyota Eurocare

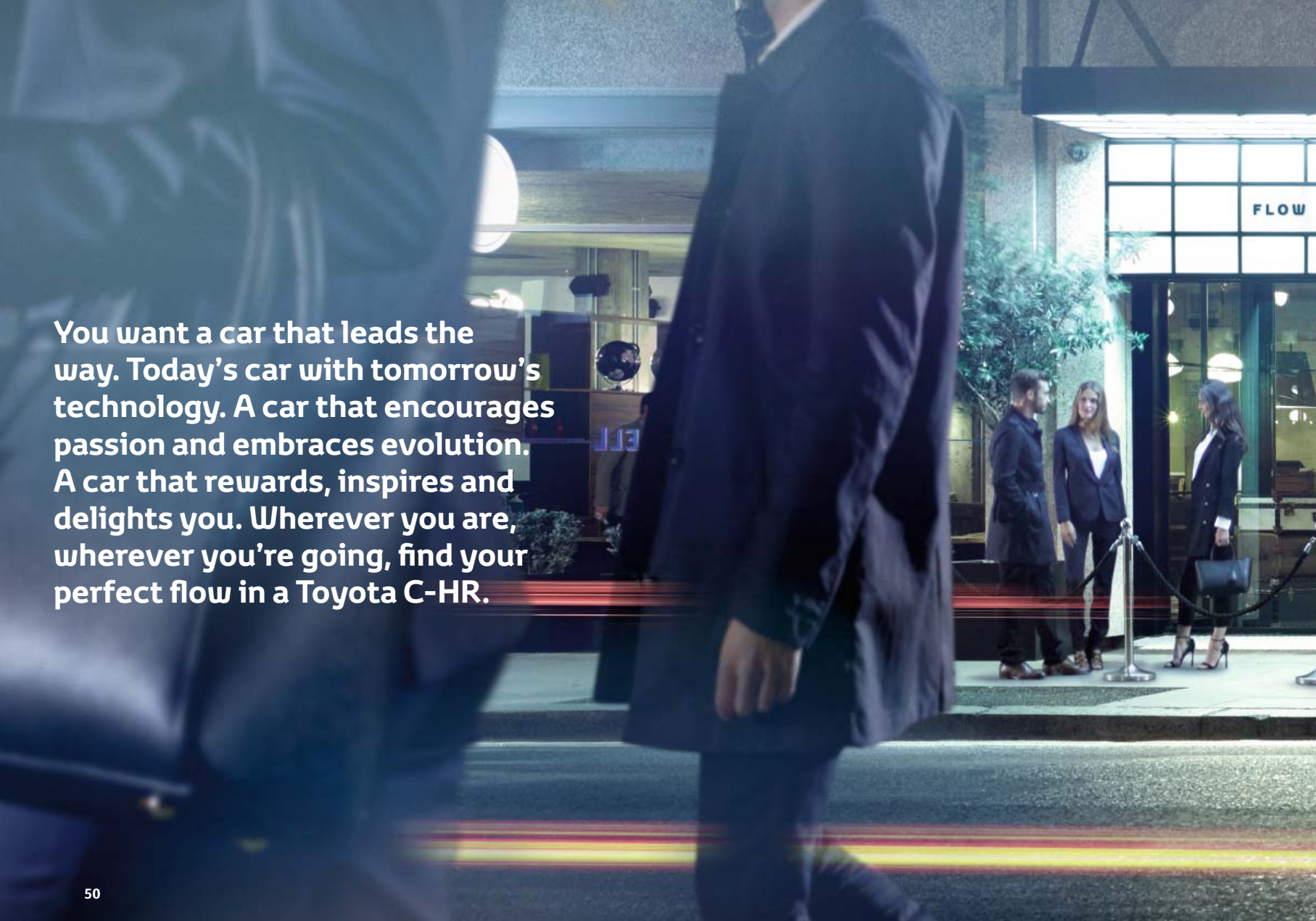
Enjoy peace of mind driving with complimentary Toyota Eurocare roadside assistance in 40 European countries for 3 years^{§§}.



Added Security

Toyota's comprehensive security system withstands the insurance industry's rigorous 5-minute attack test.

[§] Check with your retailer for specific Toyota Hybrid Service Programme details. [°] Check with your retailer for specific warranty details. ^{**} Transport to the nearest authorised Toyota repairer will also be covered. In addition 3-year/unlimited mileage paint warranty protects against defects and surface rust caused by a manufacturing fault. Every new Toyota is covered by a 12-year anti-corrosion (not valid for commercial vehicles) warranty against perforation of body panels caused by a manufacturing fault in materials or workmanship. ^{§§} Belgium 5 years/Portugal and Denmark 1 year.



You want a car that leads the way. Today's car with tomorrow's technology. A car that encourages passion and embraces evolution. A car that rewards, inspires and delights you. Wherever you are, wherever you're going, find your perfect flow in a Toyota C-HR.

THROUGH URBAN LIFE



SCAN THIS PAGE.
Find your flow with
Toyota C-HR.



Model shown is C-ULT.



TOYOTA

ALWAYS A
BETTER WAY

NEW TOYOTA C-HR. IN PERFECT FLOW.

www.toyota-europe.com



To continue your
experience scan
this QR code.

To the best of our knowledge, all information in this brochure is correct at time of going to print. Details of specifications and equipment provided in this brochure are subject to local conditions and requirements and may, therefore, vary from models available in your area. Please enquire with your local retailer for details on your local specifications and equipment. • Vehicle body colours may differ slightly from the printed photographs in this brochure. • The readability of QR codes present in this brochure may differ according to the scanner used. Toyota cannot be held responsible should your device not be able to read any QR codes or interactive content markers. • Toyota Motor Europe reserves the right to alter any details of specifications and equipment without prior notice. • © 2017 by Toyota Motor Europe NV/SA ("TME"). • No part of this publication may in any way be reproduced without the prior written approval of Toyota Motor Europe.